

CONTUL	DENUMIRE	TOTAL SUME PRECEDENTE		RULAJE LUNARE		TOTAL SUME		SOLDURI	
		DEBIT	CREDIT	DEBIT	CREDIT	DEBIT	CREDIT	DEBIT	CREDIT
101	CAPITAL SOCIAL	366002.50				366002.50		366002.50	
102	CAPITAL SUBSCRIS VARSAT	366002.50				366002.50		366002.50	
106	REZERVA	467298.99				467298.99		467298.99	
1061	REZERVA LEGALE	73200.00				73200.00		73200.00	
1068	ALTE REZERVA	394098.99				394098.99		394098.99	
117	REZULTATUL REPORATAT	3347709.64				3347709.64		3347709.64	
1171	REZULTATUL REPORATAT	2712978.49				2712978.49		2712978.49	
1174	REZULTAT REPORATAT CORECTII A/P	634731.15				634731.15		634731.15	
121	PROFIT SI PIERDERE	182230611.27				182230611.27		182230611.27	
151	Provizioane pt pensii si oblig sim			8549362.38	7970995.54	190779973.65		192458577.48	
1515	ALTE PROVIZIOANE			143063.87	978429.80	143063.87		143063.87	
1518	ALTE INPRUMUTURI SI DATORII			120484.00	136572.00	120484.00		136572.00	
167				22579.87	661857.80	22579.87		13920209.67	
				42206.93	16922.00	83771.86		100604.64	
CLASA 1		278547468.80	202010627.58	8734633.18	8966347.34	287282101.98	210976974.92	93562314.11	17257187.05
205	CONCESIUNI, BREVETE, LICENTE	17765.98				17765.98		17765.98	
208	ALTE IMOBILIZ. NECORPORALE	15148.35				15148.35		15148.35	
212	CONSTRUCTII	12634.71				12634.71		12634.71	
2121	CONSTRUCTII NEAMORTIZATE	3476.66				3476.66		3476.66	
2122	CONSTRUCTII AMORTIZATE	9158.05				9158.05		9158.05	
213	INST. TEH. MIJL DE TR. ANIMALE SI P	659335.36		6520.00		666055.36	1583.91	664471.45	
2131	ECHIPAMENT TEHNOLOGICE	409457.90				415977.90		415977.90	
2131.1	ECHIP. TEH. IN CURS DE AMORTIZARE	73230.84		6520.00		79750.84		79750.84	
2131.2	ECHIP. TEH. AMORTIZATE	310502.15		6520.00		310502.15		310502.15	
2131.3	ECHIP. TEH. DE NATURA OB. DE INV.	25724.91				25724.91		25724.91	
2132	AP. SI INSTAL. DE MASURA, CONTROL	20590.82				20590.82		20590.82	
2132.1	ATMC NEAMORTIZATE	20590.82				20590.82		20590.82	
2133	MIJLOACE DE TRANSPORT	229486.64				229486.64		229486.64	
2133.2	MIJL. TRANSP. AMORTIZATE	228707.23				228707.23		228707.23	
2133.3	MIJL. TRANSP. DE NAT. OB. DE INV.	779.41				779.41		779.41	
214	MOBILIER, APARATURA BIROTICA	36315.38				36315.38		36315.38	
2142	MOBILIER, AP. BIROTICA AMORTIZATE	36315.38				36315.38		36315.38	
267	CREANTE IMOBILIZATE	4467979.06				4788342.64		4788342.64	
2678	IALTE CREANTE IMOBILIZATE	4467979.06				4788342.64		4788342.64	
2678.1	G. B. E. - MARFA	93247.48		320363.58	245842.51	320363.58	3825489.77	3825489.77	
2678.2	G. B. E. - MENTENANTA	3722799.38		320363.58	245842.51	320363.58	3825489.77	3825489.77	
2678.3	G. B. E. - REPARATII IND. COMPLEXE	651932.20		4784.79	120.01	98032.27	13312.76	84719.51	
280	AMORTIZARI IMOBIL. NECORPORALE	32914.33		267556.50	245722.50	3990355.88	3455242.92	535112.96	
2805	AMORTIZ. LICENTELOR	32914.33		48022.29		6999954.49	356934.09	343020.40	
2808	AMORTIZAREA ALTOR IMOB. NECORPOR.	17765.98				17765.98		17765.98	
281	AMORTIZARE IMOBILIZARI CORPORALE	15148.35				15148.35		15148.35	
2812	AMORTIZ. CONSTRUCTIILOR	677315.14				677315.14		677315.14	
2813	AMORTIZ. INSTAL. MIJL. TRANS., ANIMALE	11550.77				11558.77		11558.77	
2814	AMORTIZ. ALTOR IMOBIL. CORPORALE	629448.99				630050.99		630050.99	
CLASA 2		5210962.75	4291460.64	326883.58	246452.51	5537846.33	4537913.15	1709188.74	709255.56
302	MATERIALE CONSUMABILE	7351081.05				1799023.81		4906537.99	
3021	MATERIALE AUXILIARE	1043275.22		3899436.68	344130.19	9150104.86	4243566.87	389373.08	
3024	PIESE DE SCHIMB	6157691.53		76745.97	93803.49	1120021.19	730648.11	4476293.17	
3024.1	PIESE DE SCHIMB IN MAGAZIE	6157691.53		3150171.68	239544.02	7866008.87	3389715.70	4476293.17	
3028	ALTE MATER. CONSUMABILE	150114.30		3150171.68	1708317.34	7866008.87	3389715.70	4476293.17	
3028.3	RECHIZITE	36083.71		112420.68	209544.02	13960.50	123203.06	40871.74	
3028.4	MATERIALE PROTECTIA MUNCII	44958.42		33707.61	2494.00	45626.46	36201.61	9424.85	
3028.5	MATERIALE IGIENICO-SANITARE	34937.18		2069.05	3434.16	47027.47	38371.34	8656.13	
3028.7	ECHIPAMENT DE LUCRU	68527.07		43230.49	4854.52	70875.77	48085.01	22790.76	
303	MATERIALE DE NAT. OB. INVENTAR	5910888.51		545.10	85577.45	743021.06	468758.17	274262.89	

CONTUL	DENUMIRE	TOTAL SUME PRECEDENTE		RULAJE LUNARE		TOTAL SUME		S O L D U R I	
		DEBIT	CREDIT	DEBIT	CREDIT	DEBIT	CREDIT	DEBIT	CREDIT
308		5.56	5.56			5.56			
322	DIF. PRET MATERII SI MATERIALE	804092.04	733763.32	42.00	70328.72	804134.04	804092.04	5.56	
332	LUCRARI SI SERV. IN CURS DE APROVIZIONARE	18410788.28	16246638.46	1389471.09	2027126.68	19800259.37	18273765.14	42.00	
345	PRODUSE FINITE	27016.07	27016.07	7219.08	7219.08	34235.15	34235.15	1526494.23	
346	PRODUSE REZIDUALE	24618.70	24618.70	3060.00	3060.00	27678.70	27678.70		
351	MATERII SI MAT. AFLATE LA TERTI			1880.00		1880.00		1880.00	
381	AMBALAJE			200.00		1122.44		995.79	
392	Ajustari pt depreciere materiale p	922.44	126.65		96974.54		96974.54		96974.54
CLASA 3		27209612.65	21314786.16	3352828.53	2634416.66	30562441.18	23949202.82	6710212.90	96974.54
401	FURNIZORI	12721958.73	14343308.29	2673415.13	2799620.82	15395373.86	17142929.11		1747555.25
4011	FURNIZORI MATERIALE	5806109.35	7094763.65	1895838.50	2198202.46	7701947.85	9292966.11		1591018.26
4012	FURNIZORI PRESTARI	6915849.38	7248544.64	777576.63	601418.36	7693426.01	7849963.00		136536.99
404	FURNIZORI DE IMOBILIZARI			7758.80	7758.80	7758.80	7758.80		
408	FURNIZ. FACT. NESOSITE	3344266.56	3664424.96	316468.26	352533.54	3660734.82	4016958.50		356223.68
409		93739.02	55145.91	-13943.31		79795.71	55145.91		
4091	FURNIZORI DEBITORI	82311.01	43717.90			68367.70	43717.90		
4092	FURNIZ. DEB. PRESTARI	11428.01	11428.01			11428.01	11428.01		
411	CLIENTI	101178400.83	81256250.99	9065674.80	8431750.47	110244075.63	89688001.46		20556074.17
4111	CLIENTI	100531289.06	806642635.53	88294041.17	8424041.17	109360413.85	89066676.70		20293737.15
4111.1	CLIENTI MATERIALE	26570.52	20998.65	3060.00	5664.26	29630.52	26662.91		2967.61
4111.2	CLIENTI DIN PRESTARI	100504718.54	80621636.88	8826064.79	8418376.91	109330783.33	89040013.79		20290769.54
4118	CLIENTI INCERTI	647111.77	613615.46	236550.01	7709.30	883661.77	621324.76		262337.02
418	CLIENTI FACTURI DE INTOCMIT	215734.48	215734.48	1195481.77		1411216.25	215734.48		1195481.77
419	CLIENTI CREDITORI				238.00		238.00		238.00
421	PERSONAL SALARII DATORATE	46026198.80	47673267.08	4662006.49	4759597.00	50688205.29	52432864.08		1744658.79
423	PERSONAL AJUTOARE MATERIALE	1192186.66	1260456.25	361204.00	372660.00	1553390.66	1588116.25		34725.59
4231	AJUTOR SOCIAL C.M.	591129.41	631370.00	54325.00	43320.00	645454.41	674690.00		29235.59
4232	AJUTOARE MAT. COF. CCM	353841.00	376705.00	292205.00	269951.00	646046.00	646046.00		610.00
4233	BILETE DE ORHNA SI TRATAMENT	247216.25	252381.25	14674.00	14389.00	261890.25	266770.25		4880.00
425	AVANSURI ACORDATE PERSONALULUI	11515059.00	11514272.00	1163470.00	1161887.00	12678529.00	12674359.00		
426	DREPTURI DE PERSONAL NEDICATE	537.00	2985.00			537.00	2985.00		2448.00
427	RETINERI DIN SALARII TERTI	3282208.71	3598832.67	316767.22	323289.96	3598975.93	3922122.63		321146.70
4272	RETINERI RATE MARFURI	131312.26	146006.54	14814.28	14192.29	146126.54	160198.83		14079.29
4273	RETINERI PENSIE INTRETINERE	163874.82	179097.44	15227.62	16104.62	179102.44	195202.06		16099.62
4276	RETINERI CHIRII CFR	20498.75	22794.83	2176.08	1567.31	22674.83	24362.14		1687.31
4277	RETINERI UTILITATI CFR	15841.25	16919.35	1078.10	1184.41	16919.35	18103.76		1184.41
4278	RETINERI CAR	2294071.00	2509024.00	214953.00	221417.00	2509024.00	2730441.00		221417.00
4279	ALTE RETINERI	656610.63	724990.51	68518.14	68824.33	725128.77	793814.84		68686.07
4279.1	RETINERI COTIZATII SINDICAT	463400.00	510515.00	47121.00	48346.00	510521.00	558861.00		48340.00
4279.2	ALTE RETINERI	193210.63	214475.51	21397.14	20478.33	214607.77	234953.84		20346.07
428	ALTE DAT.SI CREAMTE CU PERSONALUL	210427.46	317736.41	4342.36	40558.41	262769.82	358294.82		95525.00
4281	ALTE DATORII CU PERSONALUL	203940.87	306804.90	41626.95	38814.77	245567.82	345619.67		100051.85
4281.1	DEPLASARI	188306.20	209286.92	21525.83	19477.82	209832.03	228764.79		18932.76
4281.3	GARANTII MESINDICAT	2634.67	82639.48	3151.12	1493.95	5785.79	84133.43		78347.64
4281.4	COTIZATII MESINDICAT	13000.00	14878.45			13000.00	15771.45		2771.45
4281.5	CADOURI COPII			16950.00	16950.00	16950.00	16950.00		
4282	ALTE CREAMTE CU PERSONALUL	15486.59	10931.51	1715.41	1743.64	17202.00	12675.15		4526.85
4282.1	DEBITORI SALARIATI IMPUTATII	7972.83	4822.49	675.37	699.73	8648.20	5522.22		3125.98
4282.3	DEBITORI SALARIATI ECHIPAMENT	3788.33	3691.84	355.82	4144.15	4466.85			322.70
4282.4	ALTI DEBITORI	3725.43	2417.18	636.22	268.90	4361.65	2686.08		
4282.5	debitori salariati tichete de masa			48.00		48.00			
431	ASTIGURARI SOCIALE	17617303.00	19018350.00	1758587.00	1806548.00	19375890.00	20824898.00		1449008.00
4311	CONTRIB. UNIT. LA AS. SOCIALE	7237302.00	7969949.00	733867.00	735340.00	7971169.00	8725289.00		754120.00
4311.1	C.A.S. FD. SALARII	7150510.00	7874813.00	726633.00	748801.00	7877163.00	8623614.00		748451.00
4311.2	C.A.S. CONCED. MEDICALE	86792.00	95136.00	7214.00	6539.00	94006.00	101675.00		7669.00
4312	CONTRIB. PERS. LA AS. SOCIALE	4811476.00	5297750.00	487709.00	501976.00	5299185.00	5799735.00		500550.00
4313	CONTR. ANGAJATOR PT. AS. DE SANATATE	3078042.00	3008490.00	284448.00	288594.00	3362490.00	3297084.00		
4313.1	CONTR. LA CHASS	2374968.00	2615116.00	240577.00	247574.00	2615545.00	2862690.00		247145.00
4313.2	CONTRIB. LA FOND UNIC DE SANATATE	703074.00	393374.00	43871.00	41020.00	746945.00	434394.00		
4314	CONTRIB. ANGAJAT PT. AS. DE SANATATE	2490483.00	2742152.00	252563.00	260638.00	2743046.00	3002790.00		259744.00

CONTUL	DENUMIRE	TOTAL SUME PRECEDENTE		ROLAJE LUNARE		TOTAL SUME		SOLDURI	
		DEBIT	CREDIT	DEBIT	CREDIT	DEBIT	CREDIT	DEBIT	CREDIT
CLASA 4		887222163.44	990512354.13	68359405.10	67155489.08	955581568.54	1057667843.21	21966287.40	124052562.07
512	CONTURI CURENTE LA BANCI	109622334.79	89712856.37	8542855.95	10309312.54	118165190.74	100022168.91	18143021.83	
5121	CONTURI CURENTE LA BANCI LEI	1096221818.40	89712807.71	8542855.95	10309300.54	118164674.35	100022108.25	18142566.10	
5121.1	CONTURI CURENTE LA BANC POST	100191261.99	80556657.05	7707267.30	9728149.99	107896529.29	90284807.04	17613722.25	
5121.4	CT. TREZ/44TREZ	3679302.55	3483555.65	256326.27		3935628.82	3483555.65	452073.17	
5121.4.1	G.B.E. - MARFA	38535.10		123.14		38658.24		38658.24	
5121.4.2	G.B.E. - MENTENANTA	3157108.45	3070347.26	245277.75		3402836.20	3070347.26	332488.94	
5121.4.3	G.B.E. - REPARATII IND. COMPLEXE	162059.57	150052.54	10470.52		172530.09	150052.54	22477.55	
5121.4.4	G.B.E. - RR 172	1010773.33	254907.08	4.65		310777.98	254907.08	55870.90	
5121.4.5	G.B.E. - RR 258	10330.67	8248.77	0.17		10330.84	8248.77	2082.07	
5121.4.6	RR contract 281/01.10.15	495.43		0.04		495.47		495.47	
5121.7	CONT CURENT GARANTII MATERIALE	81143.52	2484.67	1262.95	3151.12	82406.47	5635.79	76770.68	
5121.9	CT ROLLIMILB	5670110.34	5670110.34	577999.43		6248109.77	6248109.77		
5124	CONT CURENT LA BANCI IN VALUTA	516.39	48.66		12.00	516.39	60.66	455.73	
518	DOBANZI	283.15	265.80	8.78		291.93	263.56	28.37	
5187	DOBANZI DE INCASAT	283.15	265.80	8.78		291.93	263.56	28.37	
531	CASA IN LEI	624914.88	597008.60	77049.13	80146.04	701964.01	677154.64	24809.37	
5311	ALTE VALORI	624914.88	597008.60	77049.13	80146.04	701964.01	677154.64	24809.37	
532	TIMBRE FISCALE SI POSTALE	3301048.39	3300927.89	265044.00		3566092.39	3565975.89	116.50	
5321	ALTE VALORI	389.50	269.00	4.00		389.50	273.00	116.50	
5328	TICHE DE MASA	3300658.89	3300658.89	265044.00		3565702.89	3565702.89		
5328.2	AVANSURI TREZORERIE	3300658.89	3300658.89	265044.00		3565702.89	3565702.89		
542	AVANSURI PT. MATERIALE	155882.36	154384.04	8998.92	10497.24	164881.28	164881.28		
5421	AVANSURI DEPLASARI	118912.48	118214.16	7398.32	8096.84	126311.00	126311.00		
5422	VIRAMENTE INTERNE	36969.88	36169.88	1600.40	2400.40	38570.28	38570.28		
581		6557783.07	6557783.07	647981.95	647981.95	7205765.02	7205765.02		
CLASA 5		120262246.64	100323225.77	9541938.73	11312983.53	129804185.37	111636209.30	18167976.07	0.00
602	CHELTUELI CU MATER. CONSUMABILE	342774.25	342774.25	304375.35	304375.35	3732149.60	3732149.60		
6021	CHELTUELI CU MATER.AUXILIARE	453986.30	453986.30	78020.51	78020.51	532006.81	532006.81		
6022	CHELTUELI PRIVIND COMBUSTIBILUL	17984.86	17984.86	1452.66	1452.66	19437.52	19437.52		
6024	CHELTUELI PRIVIND PIESELE DE SCHB	2851828.00	2851828.00	215213.45	215213.45	3067041.45	3067041.45		
6024.1	CHELT PRIVIND PIESELE DE SCHIMB	2851828.00	2851828.00	215213.45	215213.45	3067041.45	3067041.45		
6028	CHELTUELI PRIV.ALTE MAT.CONSUMAB.	103975.09	103975.09	9688.73	9688.73	113663.82	113663.82		
6028.3	CHELT PRIVIND RECHIZITILE	34001.29	34001.29	2794.94	2794.94	36796.23	36796.23		
6028.4	CHELT PRIVIND PROTECTIA MUNCII	27448.95	27448.95	2346.33	2346.33	29795.28	29795.28		
6028.5	CHELT.CU MATER. IGIENICO-SANITARE	41909.73	41909.73	4547.46	4547.46	46457.19	46457.19		
6028.7	CHELT.CU ECHIPAMENT DE LUCRU	545.10	545.10			545.10	545.10		
6028.9	CHELT.CU ALTE MAT.CONSUMABILE	70.02	70.02			70.02	70.02		
603	CHELT.CU MATER.DE NAT.OB.INV.	357554.51	357554.51	80094.50	80094.50	437649.01	437649.01		
603	CHELTUELI CU ENERGIA SI APA	32838.46	32838.46	13431.44	13431.44	46269.90	46269.90		
6051	CHELTUELI CU ENERGIA ELECTRICA	15296.34	15296.34	3502.56	3502.56	18798.90	18798.90		
6052	CHELT.CU ENERGIA TERMICA	4601.26	4601.26	1519.18	1519.18	6120.44	6120.44		
6053	CHELT.CU ENERGIA TERMICA	12940.86	12940.86	8409.70	8409.70	21350.56	21350.56		
608	CHELTUELI PRIVIND AMBALAJELOR	126.65	126.65			126.65	126.65		
611	CHELTUELI CU INTRET.SI REPARATII	48372.02	48372.02	3014.01	3014.01	51386.03	51386.03		
612	CHELTUELI CU CHIRII SI REVENITE	1349046.39	1349046.39	125147.72	125147.72	1474194.11	1474194.11		
613	CHELTUELI CU PRIMELI DE ASIGURARE	2671.23	2671.23			2671.23	2671.23		
615	CHELT CU PREGATIREA PERSONALULUI	45776.59	45776.59	41841.36	41841.36	87617.95	87617.95		
621	CHELTUELI CU COLABORATORII	4730.00	4730.00	430.00	430.00	5160.00	5160.00		
622	CHELTUELI CU COMITISOANE SI ONORAR	110156.00	110156.00	10000.00	10000.00	120156.00	120156.00		
624	CHELT TRANSPORT DE PER.SI MARFURI	3966.90	3966.90	575.44	575.44	4542.34	4542.34		
6242	CHELT.TRANS.PER.SI MARFURI	3966.90	3966.90	575.44	575.44	4542.34	4542.34		
625	CHELT.CU DEPL.,DETASARI SI TRANSF	229785.16	229785.16	20136.52	20136.52	249921.68	249921.68		
6251	chelt.cu depl.,detasari deductibile	183065.70	183065.70	17807.50	17807.50	200873.20	200873.20		
6252	chelt.cu cazare si bilete transp.	15475.32	15475.32	1627.82	1627.82	17103.14	17103.14		
6253	chelt.deplasari nedeductibile	1275.00	1275.00			1275.00	1275.00		
6254	ALTE DEPLASARI,DETASARI,CAZARE	29969.14	29969.14	701.20	701.20	30670.34	30670.34		
626	CHELT.POSTALE SI TAXA DE TELECOM.	48816.00	48816.00	2297.74	2297.74	51113.74	51113.74		

CONTUL	DENUMIRE	TOTAL SUME PRECEDENTE		RULAJE LUNARE		TOTAL SUME		DEBIT	CREDIT
		DEBIT	CREDIT	DEBIT	CREDIT	DEBIT	CREDIT		
6261	CHELT. POSTALE SI TAXE TELEFON	22644.03	22644.03	626.10	626.10	23270.13	23270.13		
6262	TAXE TELEFON CFR	918.50	918.50	83.50	83.50	1002.00	1002.00		
6263	TAXE TELEFON CELULAR	25253.47	25253.47	1588.14	1588.14	26841.61	26841.61		
627	CHELTUELI CU SERV. BANCARE	46668.96	46668.96	6486.20	6486.20	53155.16	53155.16		
628	ALTE CHELT. CU SERVICIILE EX TERTI	1415260.25	1415260.25	125437.96	125437.96	1540698.21	1540698.21		
6283	CHELTUELI CU SALUBRITATEA	302.39	302.39	199.23	199.23	501.62	501.62		
6284	CHELT. CU AUTORIZ. AFER. FISCIR	428219.91	428219.91	60812.27	60812.27	489032.18	489032.18		
6289	ALTE CHELTUELI EF. DE TERTI	986737.95	986737.95	64426.46	64426.46	1051164.41	1051164.41		
635	CHELTUELI CU ALTE IMP. SI TAXE	638790.39	638790.39	81371.97	81371.97	720162.36	720162.36		
6351	CHELT. FD. HANDICAPATI	483932.85	483932.85	65354.00	65354.00	549286.85	549286.85		
6353	CHELT. CU ALTE IMP. SI TAXE	8027.88	8027.88			8027.88	8027.88		
6354	CHELT. FOND MEDIU	665.26	665.26	118.77	118.77	784.03	784.03		
6355	CHELT. BILETCALATORIE INTERES SERV	7189.60	7189.60	1588.40	1588.40	8778.00	8778.00		
6356	CHELT. BILETE 15 CAL. SAL. NAVETISTI	28047.80	28047.80	3887.40	3887.40	31935.20	31935.20		
6357	CHELT. PERMISE IN INTERES PERSONAL	110827.00	110827.00	10423.40	10423.40	121250.40	121250.40		
6358	CHELT. NEDEDUCTIBILE CM-UR	100.00	100.00			100.00	100.00		
641	CHELTUELI CU PERSONALUL	46191429.00	46191429.00	4760340.00	4760340.00	50951769.00	50951769.00		
6411	CHELTUELI CU PERSONALUL	45791448.00	45791448.00	4738295.00	4738295.00	50529743.00	50529743.00		
6412	CHELT. CU CM UNITATE	399675.00	399675.00	22045.00	22045.00	421720.00	421720.00		
6413	CHELT. CU CM ACCIDENTE	306.00	306.00			306.00	306.00		
642	CHELT. CU TICHETE DE MASA	3300658.89	3300658.89	264996.00	264996.00	3565654.89	3565654.89		
6422	CHELT. CU TICHETELE ACORD. SALARIATI	3300658.89	3300658.89	264996.00	264996.00	3565654.89	3565654.89		
645	CHELT. CU ASIG. SI PROT. SOCIALA	11258621.25	11258621.25	1395491.00	1395491.00	12654112.25	12654112.25		
6451	CONTRIB. SOCIET. LA ASIG. SOCIALA	7499853.00	7499853.00	770594.00	770594.00	8270447.00	8270447.00		
6451.1	CHELT. CONTRIB. C.A.S. FD. SALARIII	7229079.00	7229079.00	748760.00	748760.00	7977839.00	7977839.00		
6451.2	CONTRIB. C.A.S. COCED. MEDICALE	88844.00	88844.00	6580.00	6580.00	95424.00	95424.00		
6451.3	CHELT. FOND RISC 0.334%	181930.00	181930.00	15254.00	15254.00	197184.00	197184.00		
6452	CONTRIB. SOCIET. LA FD. SOMAJ	344900.00	344900.00	35506.00	35506.00	380406.00	380406.00		
6452.1	CHELT. AJUTOR SOWAJ	229934.00	229934.00	23671.00	23671.00	253605.00	253605.00		
6452.2	CHELT. FD. GARANTARE	114966.00	114966.00	11835.00	11835.00	126801.00	126801.00		
6453	CONTRIB. ANG. LA FD. SANATATE	2806175.00	2806175.00	288801.00	288801.00	3094976.00	3094976.00		
6453.1	CHELT. CU CONTR. C.N.A.S.S.	2412274.00	2412274.00	248332.00	248332.00	2660606.00	2660606.00		
6453.2	CHELT. CONTRIB. LA FD. UNIC	393901.00	393901.00	40469.00	40469.00	434370.00	434370.00		
6458	ALTE CHELT. CU ASIG. SI PROT. SOCIALA	607693.25	607693.25	300590.00	300590.00	908283.25	908283.25		
6458.1	ALTE CH. CU ASIG. CADOURI PT. COPII	56457.00	56457.00	9396.00	9396.00	65853.00	65853.00		
6458.2	CH. PRIME PASTII/CRACIUN	228450.00	228450.00	109650.00	109650.00	109650.00	109650.00		
6458.3	CHELT. AJUTOARE MAT. DECESE	24400.00	24400.00	156200.00	156200.00	384650.00	384650.00		
6458.4	AJUTOARE SOCIALE NASTERE	46005.00	46005.00	10955.00	10955.00	35355.00	35355.00		
6458.5	CH. BILETE TRATAMENT SI ODIHNA	252381.25	252381.25	4695.00	4695.00	50700.00	50700.00		
6458.6	PIEDERI DIN CREANTE SI DEBIT DIVE	613614.59	613614.59	9694.00	9694.00	262075.25	262075.25		
654	ALTE CHELTUELI DE EXPLOATARE	3811.51	3811.51	7710.01	7710.01	621324.60	621324.60		
658	DESPAGUBIRI, AMENZI, PENALIZARI	3811.51	3811.51			3811.51	3811.51		
6581.2	CHELT. AMENZI, PENALIZARI	3811.51	3811.51			3811.51	3811.51		
665	CHELTUELI DIN DIFERENTE DE CURS V	48.66	48.66	12.00	12.00	60.66	60.66		
681	CHELT. DE EXPL. CU AMORTIZ. SI PROV.	6710.00	6710.00	1306173.16	1306173.16	1312883.16	1312883.16		
6812	CHELT. DE EXPL. CU AMORTIZ.	6710.00	6710.00	610.00	610.00	7320.00	7320.00		
6814	CHELT. DE EXPL. PRIV. PROV. RISC SICH			978429.80	978429.80	978429.80	978429.80		
CLASA 6		69137227.66	69137227.66	8549362.38	8549362.38	77686590.04	77686590.04	0.00	0.00
703	VENITURI DIN VANZ. PROD. REZIDUALE	24618.10	24618.10	3060.00	3060.00	27678.10	27678.10		
704	VENITURI DIN LUCR. EXEC. SI SERV. EX	69570410.66	69570410.66	8352414.95	8352414.95	77922825.61	77922825.61		
7041	VENITURI DIN LUCRARI EXEC. RR	8809236.81	8809236.81	2067522.03	2067522.03	10876758.84	10876758.84		
7041.1	VENITURI REPARATII RR	4722328.00	4722328.00	1699610.00	1699610.00	6421938.00	6421938.00		
7041.2	VENITURI DIN LUCR. DE MARE COMPLEXI	2869196.00	2869196.00	118396.00	118396.00	2987592.00	2987592.00		
7041.3	VENITURI DIN LUCRARI DIVERSE	869294.34	869294.34	175524.23	175524.23	1044818.57	1044818.57		
7041.4	VENITURI DIN LUCRARI PT. TERTI	95044.87	95044.87	10193.80	10193.80	105238.67	105238.67		
7041.5	vopsire vagoane	253373.60	253373.60	63798.00	63798.00	317171.60	317171.60		
7043	VENITURI DIN LUCRARI RC	60761173.85	60761173.85	6284892.92	6284892.92	67046066.77	67046066.77		
7043.1	VENITURI DIN LUCR. RC CU SNFCC	57926826.00	57926826.00	5945700.00	5945700.00	63872526.00	63872526.00		

S O L D U R I

T O T A L S U M E

RULAZE LUNARE

TOTAL SUME PRECEDENTE

CONTUL	DENUMIRE	DEBIT	CREDIT	DEBIT	CREDIT	DEBIT	CREDIT	DEBIT	CREDIT	DEBIT	CREDIT
7043.2	VENITURI DIN LUCR. EXEC.RC.PT.TERT	2834347.85	2834347.85	339192.92	339192.92	3173540.77	3173540.77				
708	VENITURI DIN ACTIVITATI DIVERSE	881.12	881.12	142.00	142.00	1023.12	1023.12				
712	Servicii in curs de executie	888270.57	888270.57	-637655.59	-637655.59	250614.98	250614.98				
758	ALTE VENITURI DIN EXPLOATARE	296061.53	296061.53	80563.78	80563.78	376625.31	376625.31				
7581	VENITURI DIN DESPAGUBIRI,AMENZI,PE	278339.31	278339.31	72860.67	72860.67	351199.98	351199.98				
7588	ALTE VENITURI DIN EXPLOATARE	17722.22	17722.22	7703.11	7703.11	25425.33	25425.33				
7588.1	ALTE VENITURI FARA TVA	5254.22	5254.22			5254.22	5254.22				
7588.2	VENITURI DIN IMPUTATII CU TVA	5751.77	5751.77	284.99	284.99	6036.76	6036.76				
7588.3	VENITURI DIN IMPUTATII FARA TVA	6716.23	6716.23	-936.73	-936.73	5779.50	5779.50				
7588.4	venit bunuri sau val.cu titlu grat			8354.85	8354.85	8354.85	8354.85				
766	VENITURI DIN DOBANZI	341.76	341.76	25.26	25.26	367.02	367.02				
781	VENIT.DIN PROVIZ.PT.ACTIV.DE EXP.	613614.59	613614.59	172445.14	172445.14	786059.73	786059.73				
7812	VENIT.DIN PROVIZ.PT.RISC SI CHELT			143063.87	143063.87	143063.87	143063.87				
7814	VENIT.DIN PROVIZ.PT.DEPREC.A.CIRC	613614.59	613614.59	29381.27	29381.27	642995.86	642995.86				
CLASA 7		71394198.33	71394198.33	7970995.54	7970995.54	79365193.87	79365193.87	0.00	0.00		
TOT. GENERAL		1458983880.27	1458983880.27	106836047.04	106836047.04	1565819927.31	1565819927.31	142115979.22	142115979.22		

Director

Director Economic

verificat

Intocmit



[Handwritten signature]

[Handwritten signature]

ACTIVE IMOBILIZATE IN ANUL 2017

lei

Denumirea elementului de imobilizare *)	Valoare bruta **)					Ajustari de valoare***) (amortizari si ajustari pentru depreciere sau pierdere de valoare)			
	Sold la inceputul exercitiului financiar	Cresteri ****)	Cedari, transferuri si alte reduceri	Sold la sfarsitul exercitiului financiar	Sold la inceputul exercitiului financiar	Ajustari inregistrate in cursul exercitiului financiar	Reduceri sau reluari	Sold la sfarsitul exercitiului financiar	
0	1	2	3	4 = 1+2-3	5	6	7	8 = 5+6-7	
imobilizari necorporale	32.915	0	0	32.915	32.915			32.915	
Constructii	12.635	0	0	12.635	11.463	96	0	11.559	
Instalatii tehnice si masini	659.535	6.520	1.584	664.471	622.827	7.224	1.584	628.467	
Alte instalatii, utilaje si mobilier	36.315			36.315	36.315	0	0	36.315	
Imobilizari financiare				0				0	
Avansuri si imobilizari corporale in curs				0				0	
TOTAL	741.400	6.520	1.584	746.336	703.520	7.320	1.584	709.256	

Administrator Special
Coconasu Cristian Dorel

Intocmit



NOTA 2

PROVIZIOANE PENTRU RISCURI SI CHELTUIELI IN ANUL 2017


lei

Denumirea provizionului *)	Sold la inceputul exercitiului financiar	Transferuri **)		Sold la sfarsitul exercitiului financiar
		in cont	din cont	
0	1	2	3	4 = 1+2-3
Alte provizioane-drepturi salariale castigate in instanta	13.258.352	978.430	143.064	14.093.718

Administrator special,

Intocmit,



CFR SCRL Brasov SA

NOTA 3

REPARTIZAREA PROFITULUI *) IN ANUL 2017

lei

DESTINATIA	SUMA
PROFIT NET DE REPARTIZAT :	1.678.604,00
rezerva legala	0,00
acoperirea pierderii contabile	1.678.604,00
dividende, etc.	0,00
PROFIT NEREPARTIZAT :	0,00

Administrator Special




Intocmit,



ANALIZA REZULTATULUI DIN EXPLOATARE IN ANUL 2017

Denumirea indicatorului	lei	
	Precedent	Curent
0	1	2
1. Cifra de afaceri neta	68.910.958	77.951.527
2. Costul bunurilor vandute si al serviciilor prestate (3 + 4 + 5)	62.347.128	71.361.323
3. Cheltuielile activitatii de baza	41.483.416	49.123.431
4. Cheltuielile activitatilor auxiliare	0	
5. Cheltuielile indirecte de productie	20.863.712	22.237.893
6. Rezultatul brut aferent cifrei de afaceri nete (1 - 2)	6.563.830	6.590.203
7. Cheltuielile de desfacere		
8. Cheltuieli generale de administratie	4.085.979	5.539.146
9. Alte venituri din exploatare	234.747	627.241
10. Rezultatul din exploatare (6 - 7 - 8 + 9)	2.712.598	1.678.298

Administrator Special,


Intocmit

SITUATIA CREANTELOR SI DATORIILOR

CREANTE	Sold la sfarsitul exercitiului financiar	Termen de lichiditate	
		sub 1 an	peste 1 an
0	1 = 2 + 3	2	3
Total, din care:	22.889.649		0
creante comerciale	2.031.346		0
creante in legatura cu buget asig	312.551		
creante in legatura cu buget stat	4.755		
sume de incasat de la CFR Calatori	20.420.726		
creante in legatura cu personalul	9.020		
alte creante	111.252		

DATORII *)	Sold la sfarsitul exercitiului financiar	Termen de exigibilitate		
		sub 1 an	1-5 ani	peste 5 ani
0	1 = 2 + 3 + 4	2	3	4
Total, din care:	124.045.750	7.976.419	116.069.331	0
Datorii comerciale	2.007.282	2.007.282	0	0
Datorii fata de personal	2.205.354	2.205.354	0	0
Sume datorate catre CFR CALATORI	96.497	96.497	0	0
Alte datorii	108.296	108.296	0	0
Datorii fiscale datorate privind asigurarile sociale	1.820.513	1.820.513	0	0
Datorii fiscale datorate bugetului statului	1.738.477	1.738.477	0	0
Masa Credala	116.069.331	0	116.069.331	0

Administrator
Special



Intocmit,

EXEMPLE DE CALCUL SI ANALIZA
PRINCIPALILOR INDICATORI ECONOMICO-FINANCIARI

1. Indicatori de lichiditate:

a) Indicatorul lichiditatii curente

$$\frac{\text{Active curente (Indicatorul capitalului circulant)}}{\text{Datorii curente}} = \frac{47695486}{7976419} = 5,979561$$

* valoarea recomandata acceptabila - in jurul valorii de 2;

* ofera garantia acoperirii datoriilor curente din activele curente.

b) Indicatorul lichiditatii imediate

$$[\text{Active curente} - \text{Stocuri (Indicatorul test acid)}] / \text{Datorii curente} = \frac{\begin{array}{|c|c|} \hline \text{Active curente} & \text{Stocuri} \\ \hline 47695486 & 6637889 \\ \hline \end{array}}{7976419} = 5,147372$$

2. Indicatori de risc:

a) Indicatorul gradului de indatorare

$$\frac{\text{Capital imprumutat}}{\text{Capital propriu}} \times 100 = \frac{0}{0} \times 100 = 0$$

$$\frac{\text{Capital imprumutat}}{\text{Capital angajat}} \times 100 = \frac{0}{0} \times 100 = 0$$

unde:

* capital imprumutat = credite peste un an;

* capital angajat = capital imprumutat + capital propriu.

b) Indicatorul privind acoperirea dobanzilor - determina de cate ori entitatea poate achita cheltuielile cu dobanda. Cu cat valoarea indicatorului este mai mica, cu atat pozitia entitatii este considerata mai riscanta.

$$\frac{\text{Profit inaintea platii dobanzii si impozitului pe profit}}{\text{Cheltuieli cu dobanda}} = \frac{0}{0} = 0$$

3. Indicatori de activitate (indicatori de gestiune) - furnizeaza informatii cu privire la:

* Viteza de rotatie a debitelor-clienti

* calculeaza eficacitatea entitatii in colectarea creantelor sale;

* exprima numarul de zile pana la data la care debitorii isi achita datoriile catre entitate.

$$\frac{\text{Sold mediu clienti}}{\text{Cifra de afaceri}} \times 365 = \frac{19212856}{77591527} \times 365 = 90,37962$$


* Viteza de rotatie a activelor imobilizate - evalueaza eficacitatea managementului activelor imobilizate prin examinarea valorii cifrei de afaceri generate de o anumita cantitate de active imobilizate

$$\frac{\text{Cifra de afaceri}}{\text{Active imobilizate}} = \frac{77591527}{37080} = 2092,544$$

* Viteza de rotatie a activelor totale

$$\frac{\text{Cifra de afaceri}}{\text{Total active}} = \frac{77591527}{47723791} = 1,625846$$

Administrator Special



Intocmit,

